

Armitage C.E. Primary School

Parents' Guide to Children using Social Media



Introduction

This document has been compiled using advice and information from the website NSPCC NetAware which can be found at www.net-aware.org.uk

As a school, our advice would be that children of primary school age should not be accessing ANY social media apps, including those listed in this booklet.

However, we are aware that it is ultimately a Parent/Carers decision as to whether their child(ren) should be allowed access to any or all of these apps. Consequently, we have put together this advice booklet to help support Parents/Carers in keeping their children safe online, if the decision has been made to allow them to use social media.

For each of the apps that children in our school are commonly using, we have included very important safety/privacy information that we would strongly advise Parents/Carers to follow in order to check that apps are being used in the safest possible way. We have also included advice given by a number of experts on the appropriate age of use for these apps. In addition, comments from Parents/Carers of children who have used these apps are also included to provide you with practical experiences of using social media.

If you are allowing your children to use social media, we would recommend the following general tips to minimise the risks your child might face:

- Ask them to show you which social media apps they use and what they like about them;
- Explain how you can use privacy settings to make sure only approved friends can see posts and images (details of how to do this are included in this booklet);
- Check if any of their apps have 'geo-location' enabled, sharing their location unintentionally;
- Show them how to report offensive comments or block people who have upset them;
- Check tagging settings so that when others are posting or sharing photos online, your child's identity is not revealed;

- Encourage your child to come and talk to you if anything is concerning them.

Even with strict privacy controls, children can't be completely protected online. Therefore, it is important to make your child(ren) aware of the following:

- **Don't give your contact details to strangers:** Never give out detailed information that allows anyone to work out where you live, which school you go to, or use your full name on any social media;
- **Ask yourself whether the people you are talking to are real:** People online may not always be who they seem. Someone claiming to be 'she' and 14 could be 'he' and 40. Think carefully about who you are talking to before starting a conversation or developing a relationship;
- **Don't respond to bad messages:** If you come across messages that are deliberately provocative, obscene, racist, illegal, threatening or simply make you feel uncomfortable, do not respond to them;
- **Sound the alarm:** If you receive a message that makes you feel uncomfortable, talk about it with people you trust;
- **Beware of meeting web pals:** Never, ever, ever arrange to meet as a result of an electronic contact unless parents and / or teachers are fully aware of what is happening and agree;
- **Remember, the whole world is watching:** Be aware of the size of your audience – the world is watching what you do. You may think that only one person can see or read what you have posted but there is a potential audience of millions of people.

We hope that this guide will form a useful starting point for supporting you in keeping your child(ren) safe online. We do a lot of work in school to help to keep your children safe online and, by working as a team, we can ensure that no child is put at risk through the use of social media.

If you require further advice or support, please don't hesitate to come into school and speak to Mr Goulden (Computing Lead), Mr Scott (PSHE Lead) or a member of the Family Team.

The App:



Twitter

[Messaging](#) | [Content sharing](#) | [Photo / image sharing](#)

13+

Minimum age according to Twitter

This is Twitter's minimum age. What do you think is the right age for this site? [Share your thoughts](#)✓

Twitter is a messaging service that lets you post public messages called tweets. These can be up to 140 characters long. As well as tweets, you can send private messages and post pictures/videos. Brands, companies and celebrities can also have Twitter accounts.

How to protect your Tweets

From the web:

1. Go to your [Privacy and safety](#) settings.
2. In the **Tweet privacy** section, check the box next to **Protect my Tweets**.
3. Click the **Save** button at the bottom of the page. You will be prompted to enter your password to confirm the change.


Tweet privacy ☒ Protect my Tweets

If selected, only those you approve will receive your Tweets. Your future Tweets will not be available publicly. Tweets posted previously may still be publicly visible in some places. [Learn more.](#)

From an iOS device:

1. In the top menu, tap your **profile** icon, then tap **Settings and privacy**.
2. Tap **Privacy and safety**.
3. Under **Tweets**, and next to **Protect your Tweets**, drag the slider to turn on.

From an Android device:

1. In the top menu, you will either see a **navigation menu** icon  or your **profile** icon. Tap whichever icon you have and select **Settings and privacy**.
2. Tap **Privacy and safety**.
3. Under **Tweets**, and next to **Protect your Tweets**, check the box.

Make sure that your child's account is secure:

Age Guide:

13+

Twitter says

This is taken from Twitter's own guidelines and is accurate as of March 2017.

14+

Our panel of parents say

Based on our independent panel of nearly 700 parents, surveyed through YouGov in January 2017.

12+

Children say

Based on 1,696 responses from children and young people in December 2016 and January 2017.

12+

Net Aware visitors say

Based on 920 votes from visitors to the Net Aware site – you can vote too.

What Parents Say:

Father

"It's very common to have violent images or messages appear in your feed. You can also find inappropriate messages. Bad language is also very common especially from celebrities." - Father of children aged 6, 9 and 11

Mother

"Twitter is only moderately controlled and relies heavily on the community to police it, it is no substitution for vigilance and a common sense approach with your children. You cannot either rely on, nor expect Twitter to manage your parental responsibilities." - Mother of four children

Father

"I have often found that when reporting inappropriate content such as hate speech or racism, the content is not removed and no action is taken by Twitter. Twitter needs to be much more proactive about protecting children online." - Father of girls aged 4 and 13

The App:



Instagram

[Photo / image sharing](#) | [Content sharing](#) | [Messaging](#) | [Video chat](#) | [Live streaming](#)

13+

Minimum age according to Instagram

This is Instagram's minimum age. What do you think is the right age for this site? [Share your thoughts](#) ✓

Instagram is a picture and video sharing app. Users can post content and use hashtags to share experiences, thoughts or memories with an online community. You can follow your friends, family, celebrities and even companies on Instagram. Instagram allows live streaming.

✓ How do I set my photos and videos to private so that only approved followers can see them?

By default, anyone can view your profile and posts on Instagram. You can make your posts private so that only followers you approve can see them. If your posts are set to private, only your approved followers will see them in the Photos tab of Search & Explore or on hashtag or location pages. Posts can't be set to private from a desktop computer.

To set your posts to private from the Instagram app on iOS:

1. Go to your profile by tapping
2. Tap
3. Turn on the **Private Account** setting

Things to keep in mind about private posts:

- Private posts you [share to social networks](#) may be visible to the public depending on your privacy settings for those networks. For example, a post you share to Twitter that was set to private on Instagram may be visible to the people who can see your Twitter posts.
- Once you make your posts private, people will have to send you a follow request to see your posts, your followers list or your following list.
- Follow requests appear in Activity, where you can [approve or ignore](#) them.
- If someone was already following before you set your posts to private and you don't want them to see your posts, you can [block them](#).
- People can [send a photo or video](#) directly to you even if they're not following you.

Make sure that your child's account is secure:

Age Guide:

13+

Instagram says

This is taken from Instagram's own guidelines and is accurate as of March 2017.

13+

Our panel of parents say

Based on our independent panel of nearly 700 parents, surveyed through YouGov in January 2017.

12+

Children say

Based on 1,696 responses from children and young people in December 2016 and January 2017.

11+

Net Aware visitors say

Based on 2586 votes from visitors to the Net Aware site – you can vote too.

What Parents Say:



Father

"There are a lot of profiles on Instagram with people self proclaiming their feed as 18+ but leave their profiles public where underage users can view without difficulty." - Father of girls aged 10 and 11



Mother

"Comments using profanity are ten a penny." - Mother of children aged 11 and 15



Father

"When on the 'discovery' page it is pretty much impossible to view without a pornographic image popping up for adult sites. Usually they disappear within a few minutes." - Father of two

The App:



Facebook and Messenger

[Messaging](#) | [Photo / image sharing](#) | [Video chat](#) | [Voice calls](#) | [Content sharing](#)

13+

Minimum age according to Facebook and Messenger

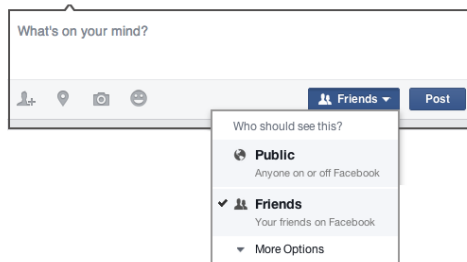
This is Facebook's minimum age. What do you think is the right age for this network? [Share your thoughts](#)▼

Facebook is a social network which lets you create a page about yourself. You can add friends, write on people's pages, share photos and videos including live videos. Facebook Messenger allows you to instant message in group chats or one to one. Facebook allows live streaming.

Selecting an Audience for Stuff You Share

When I post something, how do I choose who can see it?

You'll find an audience selector tool most places you share status updates, photos and other things you post. Click the tool and select who you want to share something with.



The tool remembers the audience you shared with the last time you posted something and uses the same audience when you share again unless you change it. For example, if you choose **Public** for a post, your next post will also be **Public** unless you change the audience when you post. This one tool appears in multiple places, such as your privacy shortcuts and privacy settings. When you make a change to the audience selector tool in one place, the change updates the tool everywhere it appears.

The audience selector also appears alongside things you've already shared, so it's clear who can see each post. After you've shared a post, you have the option to change who it's shared with. If you want to change the audience of a post after you've shared it, click the audience selector and select a new audience.

Remember, when you post to another person's timeline, that person controls what audience can view the post. Additionally, anyone who gets tagged in a post may see it, along with their friends.

Make sure that your

child's account is secure:

Age Guide:

13+

Facebook and Messenger says

This is taken from Facebook's own guidelines and is accurate as of March 2017.

14+

Our panel of parents say

Based on our independent panel of nearly 700 parents, surveyed through YouGov in January 2017.

13+

Children say

Based on 1,696 responses from children and young people in December 2016 and January 2017.

13+

Net Aware visitors say

Based on 1857 votes from visitors to the Net Aware site – you can vote too.

What Parents Say:

Mother

"I think it's the possibility of viewing other people's posts - you can't protect them from that until after the event and remove them or block them. You have to ensure they have the right understanding of using these apps." - Mother of children aged 6 and 10

Mother

"Parents should talk to their children about people on Facebook and let them know that there are places to go for advice or to report anything." - Mother of 11yr old girl

Father

"I would ask parents to warn children not to participate in online bullying. Also not to get involved in conversations with people they don't know." - Father of 15yr old

The App:



Snapchat

[Photo / image sharing](#) | [Video chat](#) | [Messaging](#)




Minimum age according to Snapchat

This is Snapchat's minimum age. What do you think is the right age for this app? [Share your thoughts](#)✓

Snapchat is an app that lets you send a photo, short video or message to your contacts. The 'snap' appears on screen for up to 10 seconds before disappearing, although it can be screenshotted. There's also a feature called Snapchat Story that lets you share snaps in a sequence for up to 24 hours.

Change your privacy settings

By default, only 'Friends' you've added on Snapchat can contact you directly or view your Story. If you'd like to change your privacy settings, here's how! 🛠️

1. Tap  in the top right-hand corner of the Profile screen.
2. Scroll down to the 'Who Can...' section and tap an option.
3. Choose an option, then tap the back button to save your choice.

Your options include...

- **Who Can Contact Me:** Choose who can contact you directly with Snaps, Chats, calls, etc.
- **Who Can View My Story:** Choose who can view your Story. Tap 'Custom' if you'd like to block specific friends from seeing your Story.
- **Who Can See Me In Quick Add:** Choose who can see you in [Quick Add](#), a feature that appears around Snapchat which makes it easier to add friends.

Make sure that your

child's account is secure:

Age Guide:



Snapchat says

This is taken from Snapchat's own guidelines and is accurate as of March 2017.



Our panel of parents say

Based on our independent panel of nearly 700 parents, surveyed through YouGov in January 2017.



Children say

Based on 1,696 responses from children and young people in December 2016 and January 2017.



Net Aware visitors say

Based on 4533 votes from visitors to the Net Aware site – you can vote too.

What Parents Say:



Mother

"I saw Islamophobic comments to pics of women wearing the veil, jokes made about 'fairies' and pics of gangs fighting each other." - Mother of children aged 8 and 14



Mother

"Be wary, Snapchat has this newsfeed thing called featured or discover. I've found they have quite explicit cover pics which could entice children to click on and look further. There is no need for these." – Mother of children aged 7, 9, 11 and 14



Father

"Inform them of features of Snapchat such as images which expire after certain time and to monitor their teenager regularly to ensure they are safe and not cyberbullied." - Father of girls aged 4 and 13

The App:



ROBLOX

[Gaming](#) | [Content sharing](#) | [Messaging](#)

8+

Minimum age according to ROBLOX

This is ROBLOX's minimum age. What do you think is the right age for this site? [Share your thoughts](#)✓

ROBLOX is a user-generated gaming platform where you can create your own games or play games that other users have made. There is also the option to chat to other players.

Chat and Privacy

All chat on Roblox is filtered via a state of the art filtering system. Roblox accounts also have the option to restrict or disable chat throughout the site and in game. These settings can be adjusted from within the Privacy Tabs of the [Account Settings](#) page and this article provides further detail below.

Players age 12 and younger have their posts and chats filtered both for inappropriate content and behavior, and to prevent personal information from being posted. Players age 13 and older have the ability to say more words and phrases than younger players, but inappropriate chat and sharing personal information is restricted regardless of age. This filtering system covers all areas of communication on Roblox, public and private.

To help ensure clear visibility for parents into a player's expected experience, all Roblox accounts list the age bracket of the account in the upper-right corner of the navigation bar as either "Over 13 yrs" or "Under 13 yrs" depending on the date of birth. This is also displayed in game for the current player. This information is not displayed to other players and is only visible to the account user while logged in.

Accounts both under and over the age of 13 have the ability to limit or disable entirely who can chat with them both on the site or in-game, who can send them messages, and who can follow them into games or invite them to [VIP Servers](#). Players age 12 and younger can select either "Friends" or "No one", while players age 13 and older have additional options on who can interact with them.

All accounts have the option to enable a "Parent PIN", which when active, requires a 4-digit code to make changes to an account. These settings can be adjusted from within the Security and Privacy Tabs of the [Account Settings](#) page, accessed by clicking on the gear icon in the upper-right corner of the site.

Accounts also have the option to enable "Account Restrictions" which limit the account to curated content (e.g. games) on the platform and disables "Contact Settings" (i.e. In-game chat, web/in-app chat, etc.)

**Note* Turning off chat for "in app" will disable the Team Create option in Roblox Studio.*

Make sure that your

child's account is secure:

Age Guide:

8+

ROBLOX says

ROBLOX says: 8. This is taken from ROBLOX's own guidelines and is accurate as of March 2017.

8+

Our panel of parents say

Based on our independent panel of nearly 700 parents, surveyed through YouGov in January 2017.

8+

Children say

Based on 1,696 responses from children and young people in December 2016 and January 2017.

13+

Net Aware visitors say

Based on 1251 votes from visitors to the Net Aware site – you can vote too.

What Parents Say:



Mother

"On the online open chat that goes on throughout the game, I would see children just typing 'die' or 'I'm gonna kill you'. This was on the prison game." – Mother of children aged 5 and 16



Father

"I was sent messages from another user that were aggressive/threatening violence." – Father of children aged 6-12 months, 2 and 8



Mother

"My son has experienced abuse via in the in-game chat, which obviously can't be fully moderated. I'm not sure if there's an option to block certain users." – Mother of boys aged 3, 5 and 8

The App:



YouTube

[Content sharing](#) | [Messaging](#) | [Live streaming](#)



Minimum age according to YouTube

This is YouTube's minimum age. What do you think is the right age for this site? [Share your thoughts](#)▼

YouTube allows you to watch, create and comment on videos. You can create your own YouTube account, create a music playlist, and even create your own channel, which means you will have a public profile. YouTube allows live streaming.

Private

A private video can only be seen by you and the users you select. Your private videos won't appear to others who visit the "Videos" tab of your channel page and shouldn't show up in YouTube's search results. You can share a private video with other users over email if you want them to see it.

Comments are not available on private videos. If you want to allow comments on a video that's not publicly available, [post an unlisted video](#) instead.

Set video to private

1. Go to your [Video Manager](#).
2. Find the video you want to change, then click **Edit**.
3. In the "Privacy Settings" drop-down menu, choose **Private**.
4. Click **Save changes**.

Share a private video

You can share a private video with other users over email.

1. Go to your [Video Manager](#).
2. Find the video you want to share, then click **Edit**.
3. Under the "Privacy Settings" drop-down menu, click **Share**.
4. Add the email addresses of the people with whom you'd like to share your video.
5. Click **Save changes**. The users will get an email with a link to the video.

Make sure that your

child's account is secure:

Age Guide:



YouTube says

This is taken from YouTube's own guidelines and is accurate as of March 2017.



Our panel of parents say

Based on our independent panel of nearly 700 parents, surveyed through YouGov in January 2017.



Children say

Based on 1,696 responses from children and young people in December 2016 and January 2017.



Net Aware visitors say

Based on 1841 votes from visitors to the Net Aware site – you can vote too.

What Parents Say:



Mother

"An advert of a game including decapitation played before a video labelled at 4+." - Mother of boys aged 6 and 9



Father

"I saw a few girls bullying (violently) a single female whilst being recorded by another party on their mobile phone." - Father of girls aged 11 and 17



Father

"When I accidentally typed something weird in some sexual items popped up. It was there in my history for a long time." - Father of girls aged 3 and 10

The App:



WhatsApp

[Messaging](#) | [Video chat](#) | [Photo / image sharing](#) | [Voice calls](#) | [Content sharing](#)



Minimum age according to WhatsApp

This is WhatsApp's minimum age. What do you think is the right age for this app? [Share your thoughts](#) ✓

WhatsApp is an instant messaging app which lets you send messages, images and videos to friends. You can have one to one and group conversations.

Security by Default

WhatsApp's end-to-end encryption is available when you and the people you message use the latest versions of our app. Many messaging apps only encrypt messages between you and them, but WhatsApp's end-to-end encryption ensures only you and the person you're communicating with can read what is sent, and nobody in between, not even WhatsApp. This is because your messages are secured with a lock, and only the recipient and you have the special key needed to unlock and read them. For added protection, every message you send has its own unique lock and key. All of this happens automatically: no need to turn on settings or set up special secret chats to secure your messages.

**Make sure that your
child's account is secure:**

Age Guide:



WhatsApp says

This is taken from WhatsApp's own guidelines and is accurate as of March 2017.



Our panel of parents say

Based on our independent panel of nearly 700 parents, surveyed through YouGov in January 2017.



Children say

Based on 1,696 responses from children and young people in December 2016 and January 2017.



Net Aware visitors say

Based on 2488 votes from parents who have visited this site – you can vote too!

What Parents Say:



Father

"WhatsApp is a good way to communicate with friends and family no matter where they are. There are options to block unwanted contacts and change your visibility within the app so always read the privacy details before using the app." - Father of 8 yr old boy



Mother

"Mostly good fun and an easy way for young adults to communicate but advise children they must tell parents about inappropriate content." - Mother of boys aged 11 and 13



Mother

"As far as I am aware it's a fairly safe app to use for messages." - Mother of boys aged 11 and 14

The App:



MovieStarPlanet

[Gaming](#) | [Messaging](#) | [Content sharing](#)

8+

Minimum age according to MovieStarPlanet

This is MovieStarPlanet's minimum age. What do you think is the right age for this site? [Share your thoughts](#)✓

MovieStarPlanet is an online game. You can create a famous movie star character to talk to others in the chat room, play games and watch videos.

MovieStarPlanet has an easy-to-use reporting system; it only takes a few clicks. We encourage everyone to report bad behaviour, with our moderators responding to reports within 24 hours.

To report another user, click on their username which will display their personal profile. Then click the 'Report Bad Behaviour' button (it is an exclamation mark [!] in a yellow triangle) located in the top right hand corner of the user profile.



Users are required to select a violation category and provide a brief description of the violation. This helps moderators prioritise reports.

Report or Block

If you block this user, you will remove the user as a friend and you can no longer write to each other or become friends. You can always unblock users in the Settings.

Block

If you report this user, a moderator will be notified of any inappropriate behavior. This does not automatically ban a user from the game.

Report

If a user breaks the rules they will be locked from the site, starting at five minutes and extending to seven days depending on the severity of the behaviour. If users continue to break the rules, or a severe breach occurs, MovieStarPlanet can permanently lock the user from entering the site, place a block on the computer/IP address or both, preventing a user from registering under a different profile.

Always use MovieStarPlanet's reporting mechanism as your first option. MovieStarPlanet will investigate the report and decide on an appropriate course of action. This includes issuing communications blocks, temporary bans from the site or permanent blocks. If a child's safety is at risk or personally identifiable information has been exchanged, MovieStarPlanet notifies relevant law enforcement agencies on your behalf.

Make sure that your

child's account is secure:

Age Guide:

8+

MovieStarPlanet says

This is taken from MovieStarPlanet's own guidelines and is accurate as of March 2017.

13+

Our panel of parents say

Based on our independent panel of over 500 parents, surveyed in 2016.

10+

Children say

Based on 1,696 responses from children and young people in December 2016 and January 2017.

11+

Net Aware visitors say

Based on 78 votes from visitors to the Net Aware site – you can vote too.

What Children Say:



Boy, 14

"There are semi naked characters - inappropriate. People can swear through chat. There is no block system."



Girl, 12

"There are some people who can add you when you don't know them. People can swear and be rude."



Girl, 12

"There is sexual content that isn't suitable."